

JULY 2019

positi✓energy
ELECTRICAL LTD



SAFETY FILE INFORMATION – CITY WEST VILLAGE

FOR GLIDE CONSTRUCTION LTD

POSITIVE ENERGY ELECTRICAL LTD
WWW.POSITIVENERGY.IE

Contents

1.0 Electrical Suppliers List.....	2
2.0 Recommended Maintenance.....	3
3.0 Equipment Details.....	5
4.0 Test Certificates	93
5.0 As Built Drawings	109

1.0 Electrical Suppliers List

ELECTRICAL SUPPLIERS LIST -				
Materials	Company Name	Phone No.	Address	Website
Electrical Accessories & Cabling	ND Electrical Wholesalers	01 494 2165	108 Nutgrove Avenue Rathfarnham Dublin 14	www.ndelectrical.ie
Electrical Accessories & Cabling	CEF Electrical Factors	01 4242042	Redcow Dublin 12	www.ceftd.ie
Electrical Accessories & Cabling	REW Electrical & Security Distributors	01 464 2200	Unit 2, Redcow Retail Centre, Robinhood Road, Ballymount, Dublin 12	www.rew.ie
Electrical Distribution Board	GARO Electric Ireland Ltd	(01) 866 5360	Unit 19, Unit 307, Northwest Business Park, Dublin	www.garo.ie
Data Network Infrastructure Supplies	Wood Communications Ltd	01 426 4000	Unit L7 Ballymount Industrial Estate Ballymount Dublin 12	www.woodcomm.ie

2.0 Recommended Maintenance

2.1 General

The schedules contained within this section outline the routine maintenance recommended in order to maintain the systems in optimum operating efficiency whilst ensuring a long trouble free life cycle with minimum down time. Maintenance generally falls under one or more of the following five categories namely: - Inspection, Lubrication, Adjustment, Replacement and Overhaul.

Electrics

Extreme care must be observed when dealing with electrical circuits and the following general safety guidelines should be followed: -

- Always assume every circuit is LIVE until it has been checked with a suitable calibrated meter.
- Always check instruments with a known source before using them on live circuits.
- Before removing fuses or adjusting overloads or protection devices, switch off and isolate the circuit. Never remove a fuse from a live circuit carrying its working current.
- Always observe the “One Hand Rule “when working on electrical circuits.
- Do not use metal rules or un-insulated tools when working near live terminals and equipment.

If through unavoidable necessity work has to be undertaken on live equipment it should be carried out by a qualified technician and someone else must be in attendance who is familiar with the procedures associated with resuscitation for electric shocks.

Tools and Equipment

- All tools and equipment should be kept clean, in good condition and stored in the appropriate containers.
- Instruments requiring periodic calibration should be routinely tested and a log maintained of dates and certification records.
- Tools showing signs of wear or defect should be repaired or replaced immediately.
- Use each tool only for the task it was designed for.
- Never leave unused tools lying about. Return them to their correct storage location.
- Ensure that all electrical hand tools are properly earthed and regularly tested for insulation resistance

2.2 Electrical Distribution Systems

FREQUENCY	MAINTENANCE ROUTINE
Weekly	When carrying out routine maintenance, be aware of any undue electrical noise, unusual odours or panel hot spots at distribution boards. Investigate as necessary.
Monthly	Ensure distribution board is free from dust & dirt. Clean as necessary. Inspect electrical connections cable insulation and associated components for signs of deterioration. Repair as necessary.
6 Monthly	Clean distribution board of grease and dirt. Ensure all electrical connections are secure. Check distribution board cases for physical and mechanical damage. Check that the door can be securely closed. If moisture is present check source and report. Check for satisfactory operation of main isolator. Check condition of cable insulation and inspect for signs of overheating. Ensure that phase barriers and safety covers are secure. Check all cable terminations (phase, neutral and earth) and tighten or replace as necessary. Check all fuses/ MCBs etc. for satisfactory operation. Check for damage, correct rating and evidence of overheating. Ensure spare fuses are not blown. Replace with correct rating if necessary. Ensure no signs of arcing are present. Renew where necessary. Check conduit and cable gland terminations for tightness. Check operation of RCDs via test button. Check operating current and time with approved instrument. Replace if RCD fails test or if it fails to operate. Report if outside standard tolerances.
NOTE:	ALL OF THE AFOREMENTIONED MAINTENANCE ACTIVITIES / TESTING SHOULD BE CARRIED OUT BY A QUALIFIED ELECTRICAL TECHNICIAN.

2.3 Smoke Alarms and Heat Detectors

FREQUENCY	MAINTENANCE ROUTINE
Monthly	Regular testing to ensure the battery and the alarm sounder are operating. This will also familiarize building occupants with the sound that is emitted when the unit detects smoke. Refer to manufacturer's guide for testing procedure.
6 Monthly	Replacing batteries annually, where appropriate. Refer to manufacturer's guide for battery type Vacuum your smoke alarm with a soft brush attachment around the smoke alarm vents every 6 months. This will remove any build-up of dust and cobwebs.
6 Monthly	Use a surface insect spray around the smoke alarm to prevent insects from nesting inside it. Ensure you cover the smoke alarm while you spray to ensure you do not spray inside the smoke alarm

3.0 Equipment Details

3.1 Electrical Distribution Board



Dokument/Document Försäkran om överensstämmelse/ Declaration of conformity		Utgåva datum/edition date 2011-06-08
Avdelning/Department Kvalitet/Quality		
Ansvarig/prepared Magnus Arvidsson	Version 3	Side/page 1 av/of 1

Manufacturer/Tillverkare: *GARO AB*
Box 203
S-335 25 GNOSJÖ
Sweden

Telephone: +46 (0)370 33 28 00
Telefax: +46 (0)370 33 28 50

Agent established within EC/Ombud etablerad inom EG

Telephone:
Telefax:

Agent of equipment/Materiellslag: Consumer unit/Normcentral

Trade Mark/Varumärke: GARO

Type Designation/Typbeteckning: NUP..., NUM..., NIM..., NUM.GM..., NUM.GT..., NUM.L..., NEM..., NCI..., NCID..., NCU..., NCUP... and/och NCUT

We hereby declare that our product fulfils the requirements of following EC directives/
Vi intygar härmed att vår produkt uppfyller krav enligt följande EU direktiv:

- The Low Voltage Directive (LVD) 2006/95/EC / Lågspänningsdirektivet (LVD) 2006/95/EG.
- Electromagnetic compatibility (EMC) 2004/108/EC / Elektromagnetisk kompatibilitet (EMC) 2004/108/EG.
- RoHS Directive (RoHS) 2011/65/EU / RoHS direktivet (RoHS) 2011/65/EG
- No electromagnetic compatibility (EMC) immunity or emission tests are required on the assembly/
Produkten innehåller inte elektroniska apparater som påverkas enligt förbehållen enligt direktivet (EMC) 2004/108/EG.

The following harmonised standards (latest edition) or technical specifications which comply with good engineering practice in safety matters in force within the EC have been used in the design:/
Följande harmoniserade standarder (senaste utgåva) eller tekniska specifikationer som uppfyller god säkerhetsteknik praxis inom EG har använts i konstruktionen: SS EN 60439-3

- The equipment confirms completely with the above stated harmonised standards or technical specifications./
Materielen överensstämmer helt med ovan angivna harmoniserade standarder eller tekniska specifikationer.

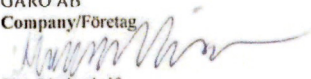
Or/eller

- The equipment confirms only partially with the above stated harmonised standards or technical specifications but complies with good practice in safety matters in force within the EC./
Materielen överensstämmer endast delvis med ovan angivna harmoniserade standarder eller tekniska specifikationer, men uppfyller god säkerhetsteknik praxis inom EG.

We have product surveillance according to CENELEC's harmonised requirements, documents CCA-201.

GARO AB
Company/Företag

2013-06-18
Date/Datum


Sign/Underskrift

Environmental- and Quality Manager/Kvalitets- och Miljöchef
Position/Befattning

Magnus Arvidsson
Sign in printed letters/Namnförtydligande



COMPONENTS

Miniature Components 6kA & 10kA

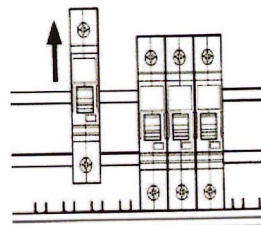
GARQ offers two programs of the miniature components, 10kA & 6kA. Both programs consist of miniature circuit breakers (mcb), residual current circuit breakers (rccb), and residual current breakers with integral over-current protection (rcbo). There is a full program of 10kA components, which fit most applications, and a limited program of the 6kA range. The two switches are compatible with each other.

The 6kA program consists of components of excellent quality, with limited additional features. The components are available with both B and C characteristics, in 1, 2, and 3 pole.

The 10kA range is a professional program for the industrial segment and more demanding installations. These components are suitable for all applications. The components are available with B,C and D characteristics, in 1, 1+n, 2, 3, and 4 pole.

The components in both ranges are equipped with a mounting bracket that makes it possible to remove or install an MCB even when busbar is fitted.

Both ranges of components have been certified by Intertek SEMKO according to standards EN 60898-1 and EN 60947-2.



All GARQ breakers can be mounted or dismantled in a simple manner without the need to remove the Busbar.

Characteristic and Utilisation

B-Characteristic 3 - 5 x In

Resistive loads
Lights and sockets
Cookers and ovens
Water heaters
Radiators

C-Characteristic 5 - 10 x In

Inductive and resistive loads
Microwaves
Motors
Outlets
Washers and Dryers

D-Characteristic 10 - 20 x In

Startup Power loads
Welding activity
Lifts
Truck chargers

TECHNICAL DATA BREAKER 6kA

Energy Restriction Class	3
Connection Area	1-25 mm ²
Max Torque	3.5 Nm
Protection Class	IP20
Rated Voltage	200-415V AC
Ambient Temperature	-25. +56 °C

TECHNICAL DATA BREAKER 10kA

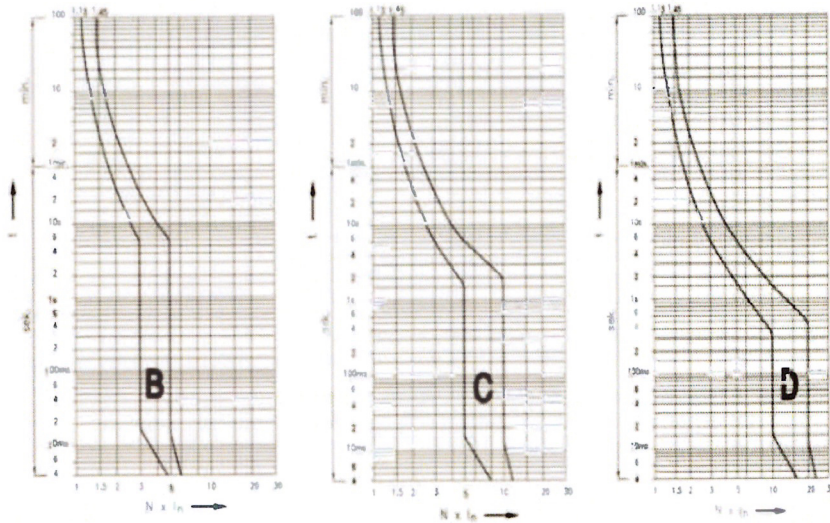
Energy Restriction Class	3
Connection Area	1-25 mm ²
Max Torque	3.5 Nm
Protection Class	IP20
Rated Voltage	200-415V AC, max 60 VDC min 12 VDC
Ambient Temperature	-25 +55 °C

COMPONENTS



Breaker Characteristics

The main purpose of an MCB is to protect cables and wiring against overload by over currents and short circuits. The miniature circuit breakers tripping characteristic is therefore adapted to the cable and wiring load data.



The circuit breaker losses by characteristic and rated current

	In	R	P
C, D	0.5	4500	1.12
	1	1800	0.86
	1.6	450	1.13
	2	280	1.08
	4	110	1.10
B, C, D	6	39	1.08
	10	13	1.30
	13	11.6	2.00
	16	9.0	3.30
	20	5.8	2.00
	25	4.1	2.30
	32	2.8	2.70
	40	1.96	3.20
50	1.5	4.00	
63	1.15	4.80	

Ambient temperature effect on circuit breakers characteristics B, C and D

In (A)	Ambient temperature T/°C									
	-30	-20	-10	0	10	20	30	40	50	60
0.5	0.6	0.59	0.57	0.56	0.54	0.52	0.5	0.47	0.44	0.41
1	1.2	1.18	1.15	1.12	1.09	1.05	1	0.91	0.88	0.82
1.6	1.92	1.89	1.84	1.79	1.74	1.68	1.6	1.51	1.42	1.32
2	2.4	2.36	2.30	2.24	2.18	2.1	2	1.88	1.77	1.63
4	4.8	4.72	4.61	4.49	4.36	4.20	4	3.77	3.55	3.29
6	7.2	7.09	6.91	6.73	6.54	6.31	6	5.66	5.31	4.94
10	12	11.8	11.5	11.2	10.9	10.5	10	9.11	8.89	8.23
13	15.6	15.4	14.9	14.5	14.1	13.6	13	12.2	11.3	10.7
16	19.2	18.9	18.4	17.9	17.4	16.8	16	15.1	14.2	13.2
20	24	23.6	23	22.4	21.8	21	20	18.8	17.7	16.5
25	30	29.5	28.8	28	27.2	26.3	25	23.6	22.2	20.6
32	38.4	37.8	36.9	35.9	34.9	33.6	32	30.2	28.4	26.3
40	48	47.8	46.1	44.9	43.6	42	40	37.7	35.5	32.9

Example:

Circuit breaker with In = 10A has a tripping characteristic of 10A at ambient temperature +30 ° C. Same breaker must have a current of 12A to achieve the same tripping characteristic at -30 ° C. At +50 ° C it is sufficient with a load of 8.89A to achieve the characteristic corresponding to 10A at +30 ° C



COMPONENTS

MINIATURE CIRCUIT BREAKER 6kA CHARACTERISTIC B

Item	Rated (A)	Packing Units	Trade Price
1-Pole 6kA Characteristic - B			
MCB GRB101	1	12	6.25
MCB GRB102	2	12	6.25
MCB GRB103	3	12	6.25
MCB GRB104	4	12	6.25
MCB GRB106	6	12	6.25
MCB GRB110	10	12	6.25
MCB GRB116	16	12	6.25
MCB GRB120	20	12	6.25
MCB GRB125	25	12	6.25
MCB GRB132	32	12	6.25
MCB GRB140	40	12	8.15
MCB GRB150	50	12	9.53
MCB GRB163	63	12	11.41
2-Pole 6kA Characteristic - B			
MCB GRB206	6	6	16.27
MCB GRB210	10	6	16.27
MCB GRB216	16	6	16.27
MCB GRB220	20	6	16.27
MCB GRB225	25	6	16.27
MCB GRB232	32	6	16.27
MCB GRB240	40	6	20.32
MCB GRB250	50	6	23.68
MCB GRB263	63	6	28.09
3-Pole 6kA Characteristic - B			
MCB GRB306	6	4	26.28
MCB GRB310	10	4	26.28
MCB GRB316	16	4	26.28
MCB GRB320	20	4	26.28
MCB GRB325	25	4	26.28
MCB GRB332	32	4	26.28
MCB GRB340	40	4	32.50
MCB GRB350	50	4	37.85
MCB GRB363	63	4	44.77



1-Pole MCB 6kA



3-Pole MCB 6kA

COMPONENTS



RESIDUAL CURRENT CIRCUIT BREAKER with Overcurrent Protection (RCBO) 6kA


An RCBO is a combination of an RCCB and MCB. The 6kA range is Type A and can be supplied from the top or bottom. The products are approved and certified according to EN 61009.

GARO RCBOs 6kA	
Type	A
Rated Voltage	230V AC
Max Torque	3Nm
Protection Class	IP20

Item	Rated (A)	Modules	Poles	mA	For cable size mm ²	Trade Price
2 Pole 6kA Characteristic - B						
RCBO GRB06	6	2	2	30	1-25	28.08
RCBO GRB10	10	2	2	30	1-25	28.08
RCBO GRB16	16	2	2	30	1-25	28.08
RCBO GRB20	20	2	2	30	1-25	28.08
RCBO GRB25	25	2	2	30	1-25	28.08
RCBO GRB32	32	2	2	30	1-25	28.08
RCBO GRB40	40	2	2	30	1-25	28.08
4 Pole 6kA Characteristic - B						
RCBO GSB06	6	4	3P+N	30	1-25	114.65
RCBO GSB10	10	4	3P+N	30	1-25	114.65
RCBO GSB16	16	4	3P+N	30	1-25	114.65
RCBO GSB20	20	4	3P+N	30	1-25	114.65
RCBO GSB25	25	4	3P+N	30	1-25	114.65
RCBO GSB32	32	4	3P+N	30	1-25	114.65
2 Pole 6kA Characteristic - C						
RCBO GRC06	6	2	2	30	1-25	28.08
RCBO GRC10	10	2	2	30	1-25	28.08
RCBO GRC16	16	2	2	30	1-25	28.08
RCBO GRC20	20	2	2	30	1-25	28.08
RCBO GRC25	25	2	2	30	1-25	28.08
RCBO GRC32	32	2	2	30	1-25	28.08
RCBO GRC40	40	2	2	30	1-25	28.08
4 Pole 6kA Characteristic - C						
RCBO GSC06	6	4	3P+N	30	1-25	114.65
RCBO GSC10	10	4	3P+N	30	1-25	114.65
RCBO GSC16	16	4	3P+N	30	1-25	114.65
RCBO GSC20	20	4	3P+N	30	1-25	114.65
RCBO GSC25	25	4	3P+N	30	1-25	114.65
RCBO GSC32	32	4	3P+N	30	1-25	114.65



2 Pole RCBO 6kA



4 Pole RCBO 6kA



COMPONENTS

ACCESSORIES

Terminals and Connectors

Item	Description	Trade Price
AS25-SN	Cable Connector Pin to suit 25 mm ² cable	1.70
AS25-GN	Cable Connector Fork to suit 25 mm ² cable	1.70
ASF35-SN	Cable Connector Pin to suit 35 mm ² cable	1.91
AS-35-SLISOISO	Cable Connector Pin to suit 35 mm ² cable. 27mm PITCH	1.80
AS-35-SLSOISO	Cable Connector Pin to suit 35 mm ² cable. 23mm PITCH	1.96
AS50-SL	Cable Connector Pin to suit 50 mm ² cable. 40mm PITCH	3.59
AS50-SN	Cable Connector Pin to suit 50 mm ² cable. 15mm PITCH	3.01
E7	Earth Terminal Block 7 Way 16 mm ² clips on to DIN rail	1.99
N7	Neutral Terminal Block 7 Way 16 mm ² clips on to DIN rail	1.99
BRASS 9	9 Way Brass Terminal for Garo Consumer Units	1.89
BRASS 18	18 Way Brass Terminal for Garo Consumer Units	4.98
BRASS 3LA	18 Way Brass Terminal for LA Consumer Units	17.77
BRASSBAR	Brass Terminal 6.5 x 9 x 288mm	6.90
BRASSBAR1M	N-E Terminal Block 153 way (1 metre)	18.32
KKS1-2	Supports for N-E Terminal Block (1 metre)	1.00
NPE35	Earth - Neutral Terminal 160A to suit 35 mm ² cable	11.21
NPE120	Earth - Neutral Terminal 250A to suit 120 mm ² cable	36.00
TBN185	Earth - Neutral Terminal 400A to suit 185 mm ² cable	50.93
DISCT6US	Disconnect Test Terminal	4.56
EPDISCT6U	End Plate for Disconnect Terminal	0.40
RPQ 1000	125A 4 Pole short busbar block	11.84
RPQ 1005	125A 4 Pole long busbar Block	16.13
RPQ 1010	100A 4 Pole longest Busbar Block	21.12
RPQ 1015	160A 4 Pole standard Busbar Block	46.48
RPQ 1016	160A 4 Pole modular Busbar Block with Top & Bottom entry	49.17
RPQ 1017	160A 4 Pole modular Busbar Block	49.17
RPQ 1020	100A 4 Pole shallow Busbar Block	66.36
RPQ 1025	100A 4 Pole Busbar Block	26.34



Blanking Strip

Covers the empty spaces in the front cover of distribution enclosures. Made of plastic which can easily be cut into the desired size.

Item	Description	Trade Price
TC-1A	4.5 modules	0.92
ZA2W	57 modules (1 metre)	5.39



COMPONENTS



BUSBAR

BUSBAR for components

Pin type busbar with insulation

Item	Description	Current capacity with end input (A)	Current capacity with central input (A)	Trade Price
S-1L-1000-10I	10 mm ² 1-phase, 57 mod	63	100	12.19
S-2L-1000-10	10 mm ² 2-phase, 57 mod	63	100	21.76
S-3L-1000-10	10 mm ² 3-phase, 57 mod	63	100	24.55
S-3L-1000-16	16 mm ² 3-phase, 57 mod	80	130	37.38
S-4L-1000-16	16 mm ² for 4 Pole RCCB	80	130	53.34
S-1L-27-1000	16 mm ² 1-phase	80	130	36.43
S-3L-27-1000	16 mm ² 3-phase, for do - neoz fuse holders	80	130	46.08
S-1L-1000-10	10 mm ² 1-phase, 57 mod** ** uninsulated	63	100	7.87
S-1L-145-10-ISO	10 mm ² 1-phase 8 mod	63	100	1.51
S-1L-210-10-ISO	10 mm ² 1-phase, 12 mod	63	100	3.00



Fork type busbar with insulation

Item	Description	Current capacity with end input (A)	Current capacity with central input (A)	Trade Price
G-1L-1000-10ISO	10 mm ² 1-phase, 57 mod	63	100	11.43
G-2L-1000-10M5	10 mm ² 2-phase, 57 mod	63	100	21.65
G-3L-1000-10CM5	10 mm ² 3-phase, 57 mod	63	100	24.10
G-4L-1-N-L2-N-L	16 mm ² 3-phase+N, 57 mod	80	130	60.42



Busbar for surge protection device

Item	Description	Current capacity with end input (A)	Current capacity with central input (A)	Trade Price
G 16 L3	3 Pole linking busbar GS100SG	-	-	4.37



SHOWER RELAY + TIMER

Item	Description	Rated(A)	Voltage	Trade Price
BZ 601000	Load drop relay 6,7	39A	230 Volt	44.19
SR 1000	Shower Timer 5, 7, 10	Set for 5, 7 or 10 minute shower		66.56



DOMESTIC CONSUMER UNITS



CONSUMER UNITS IP41 WITH MAIN 10kA MCB

Item	Enclosure	Incoming	RCCB	MCB	RCBO	BELL TRAFFO	Trade Price
Standard Distribution Boards c-w Bell Transformer							
G13-7T	G1-13	63A MCB	Yes	7	-	8-12V	112.53
G26-7T	G2-26	63A MCB	Yes	7	-	8-12V	123.13
G39-7T	G3-39	63A MCB	Yes	7	-	8-12V	140.03



Combined Distribution Boards

G26-7TB	G2-26	63A MCB	Yes	7	10A	8-12V	156.67
G26-7TBS	G2-26	63A MCB	Yes	7	10A + 40A	8-12V	190.53
G26-8TB	G2-26	63A MCB	Yes	8	10A	8-12V	162.67
G26-8TBS	G2-26	63A MCB	Yes	8	10A + 40A	8-12V	196.67

Item Symbols:

T = Bell Traffo
B = Bathroom
S = Shower
H = Heating

CONSUMER UNITS IP41 WITH MAIN ISOLATOR

Item	Enclosure	Incoming	RCCB	MCB	RCBO	BELL TRAFFO	Trade Price
Standard Distribution Boards							
GI 13-7	G1-13	Isolator	Yes	7	-	-	110.00
GI 26-7	G2-26	Isolator	Yes	7	-	-	114.53
GI 39-7	G3-39	Isolator	Yes	7	-	-	139.53



G13 Type 1 Row

Standard Distribution Boards c-w Bell Transformer

GI 13-7T	G1-13	Isolator	Yes	7	-	8-12-24V	116.53
GI 26-7T	G2-26	Isolator	Yes	7	-	8-12-24V	127.13
GI 39-7T	G3-39	Isolator	Yes	7	-	8-12-24V	144.03

Combined Distribution Boards

GI 26-7TB	G2-26	Isolator	Yes	7	10A	8-12-24V	161.17
GI 26-7TBS	G2-26	Isolator	Yes	7	10 & 40A	8-12-24V	195.53
GI 26-8TB	G2-26	Isolator	Yes	8	10A	8-12-24V	201.37
GI 26-8TBS	G2-26	Isolator	Yes	8	10 & 40A	8-12-24V	231.77

Item Symbols:

T = Bell Traffo
B = Bathroom
S = Shower

CONSUMER UNIT & OVERCURRENT DEVICE KIT

Item	Enclosure Size	Rating (A)	kA	Overcurrent Device Type	Consumer Unit		Trade Price
					MCB	RCCB	
GI 26-7B KIT	G 2-26	63	6-10	B	7	1	140.00
	+ CT3G						
GI 26-7C KIT	G 2-26	63	6-10	C	7	1	140.00
	+ CT3G						
GI 39-7B KIT	G 3-39	63		B	7	1	153.23
	+CT3G						




Kits consist of a standard 7 way G-Line Consumer Unit and a Main Overcurrent Device ("B" or "C" characteristic). Consumer units contain a main 100A ISOLATOR, 63A RCCB and 7 x "B" Type MCBs.



ENCLOSURES

POLYESTER ENCLOSURES IP66

Item	IP Rating	Height mm	Width mm	Depth mm	Trade Price
Enclosures IP66					
POL302514	66	300	250	140	94.44
POL403020	66	400	300	200	123.16
POL404020	66	400	400	200	139.03
POL504020	66	500	400	200	173.44
POL604023	66	600	400	230	197.43
POL605023	66	600	500	230	216.33
POL806030	66	600	600	300	355.62



Item	Cabinet Reference	Modules	Rows	Trade Price
Modular Chassis				
PCH4030	POL403020	24	2	71.02
PCH4040	POL404020	36	2	73.22
PCH5040	POL504020	54	3	91.72
PCH6040	POL604023	54	3	105.26
PCH6050	POL605023	89	3	127.42
PCH8060	POL806030	116	4	153.36



Chassis 2 row 36 mod

Item	Trade Price
Accessories	
POL29222	4 x polyester wall brackets 15.39
POL29240	4 x zinced steel wall brackets 15.39
GN48451	7mm Triangular Lock 23.00
GN48457	Quarter Turn Key Lock 23.00
GNKEY	7mm Plastic Key 1.10

Metal

BACKPLATES

Polyester

Item	Trade Price
PML3025	4.54
PML4030	6.49
PML4040	8.72
PML5040	13.63
PML6040	13.76
PML6050	33.68
PML8060	37.55

Cabinet Reference	Height mm	Width mm	Depth mm
POL302514	268	213	4
POL403020	358	260	4
POL404020	358	360	4
POL504020	458	360	4
POL604023	558	360	4
POL605023	558	460	4
POL806030	754	556	4

Item	Trade Price
PPL3025	9.17
PPL4030	13.04
PPL4040	16.68
PPL5040	23.26
PPL6040	28.35
PPL6050	33.36
PPL8060	51.49

TECHNICAL DATA

Degree of protection	IP66
Glow wire rating	960° C
Resistance to impact	IK10
Colour	RAL 9002

According to 2006-95-CE directive and EN 60439-1 and UNE-EN 60439-3 norms on affected parts.

Safety File Information – City West Village – Phase 3



1. DEFINITIONS

In these terms and conditions the following words shall have the following meanings:-
"The Company" shall mean Garo Electric (I) Limited and its successors in Title. "The Customer" shall mean the person, firm or company offering to purchase goods from the Company and its successors in Title. "Goods" shall mean the articles and services which are the subject matter of the contract between the Company and the Customer.

2. GENERAL

All business undertaken by the Company is undertaken on the terms and conditions herein contained and any variations will only be binding on the parties hereto if such variation is in writing and signed on behalf of the Company. Any order placed by a customer is deemed to be upon the terms and conditions herein contained.

3. SETTLEMENT TERMS

All items are strictly net and due for payment 30 days after date of the invoice unless otherwise specified in writing by the Company. The Customer shall not be entitled to make any deductions whether by reason of set-off or for any other reason.

4. PRICES – EXCLUSIVE OF V.A.T.

All quotations are given at current prices, but are subject to alterations without notice in accordance with prices ruling at time of delivery. The Company shall be entitled to recover from the Customer by way of addition to prices, such amounts which the Company may become liable to pay in respect of Value Added Tax or other legally imposed Tax in relation to the goods, also currency and other Surcharges will be charged, where applicable, at the rate ruling at date of dispatch.

5. CARRIAGE

The Company normally makes no charge for delivery from its warehouse within the usual van delivery area when delivered by its vehicles, but reserves the right to charge carriage on deliveries by whatever means of transport outside such usual delivery areas. Where the goods are specially ordered from manufacturers, the Company reserves the right to pass on any carriage and customs clearance charges as may arise.

6. GUARANTEE

The Company gives no guarantee or warranty whether expressed or implied in relation to the Goods but the Company shall do everything within its power to protect the Customers interests and to that extent shall assign to the Customer the benefit of such guarantee or warranty (if any) as may be given by the manufacturers in relation to the Goods. The Company does not accept liability for any consequential damage howsoever arising from the purchase by the Customer of the Goods whether the same may arise out of any use of the Goods or the installation of the same.

7. DELIVERY DATES

Whilst the Company shall always do its best to comply with a date quoted for delivery of goods it accepts no responsibility for loss or damage arising from failure to comply.

8. RETURNS

Goods correctly supplied may not be returned without the Company's agreement in writing. Goods so returned must be consigned Carriage Paid and accompanied by a Packing Note stating the Company's Delivery Note Number. The Company reserves the right to make a re-stocking charge. Goods will be accepted only if returned in perfect condition and in unopened and perfect packaging. A clear and authorised signature must be obtained from the Company.

8.(i) CLAIMS

(a) Any claim relating to goods delivered under this contract shall be notified to the Company in writing within seven (7) days from the date on which the said goods are received by the Customer or his agent and the Customer shall afford the Company reasonable facilities for examining the goods before they have been disposed of, or in any way altered. All goods damaged in transit and accepted in that condition by the Customer shall not be the subject of any claim hereunder.

(b) Any claim or claims in respect of goods delivered under this contract shall not be grounds for withholding payment of accounts and shall not give any right of set-off against payment due to the Company.

(c) No claim for damages to or shortages of goods during transit will be considered unless the Company and the carriers are advised in writing within seven (7) days of delivery of goods and no claim for non-delivery will be considered unless the Company and the carriers are advised within ten (10) days from date of dispatch of goods.

9. PACKING AND TRANSIT

Goods received damaged should be signed for as 'Damaged', otherwise claims in this regard cannot be submitted. Customers are asked to note the prescribed periods for notification of damage to or shortage and non-delivery of goods and the submission of claims in respect thereof. The Company shall not be liable for any loss resulting from Customers' failure to comply with the requirements of the Railway Executive, Haulage Companies and Post Regulations and the Customer undertakes to indemnify the Company against such loss (if any).

10. ORDERS

Written confirmation of telephone orders should be clearly marked as such, otherwise the Company cannot be responsible should the order be duplicated. The Company reserves the right to refuse any order placed, or to refuse cancellation of any order, or to suspend delivery of any order from time to time, if the account is in arrears.

11. WAIVER

A waiver by the Company at any term or condition shall not constitute a general waiver of such term or condition.

12. OWNERSHIP

(a) The property in the goods shall not be deemed to have passed to the Customer until the goods and any debts owing to the Company whether arising from this contract or otherwise have been paid for and discharged in full.

(b) In the meantime the goods shall remain the sole property of the Company and the Customer shall be bailee thereof.

(c) If the Customer fails to pay any sums due in accordance with the terms of this agreement the Company may after giving seven days notice in writing to the Customer take possession of the goods and may for that purpose, by himself his servants or agents, enter upon any land or premises on or in which the goods or any part of them are believed by the Company to be situated.

(d) The Customer agrees not to sell, assign, sub-let or otherwise part with the possession of the goods until the property in the goods passes to the Customer in accordance with the provisions of paragraphs (a) and (b).

(e) The risk of any loss or damage to or deterioration of the goods from whatever cause shall be borne by the Customer from when the Customer, his servants, licensees or agents receive possession of the goods.

(f) If payment is overdue and not discharged, the Company may without prejudice to any of its rights and remedies and with due warning to the Customer by registered mail, recover and resell any or all such goods and may enter upon the Customer's premises for that purpose. Recovery costs will become the liability of the Customer and shall include all labour, tools, plant hire and all other relevant charges-costs.

13. CHOICE OF LAW

These conditions and the contract shall be subject to and construed in accordance with the laws of the Republic of Ireland. The Customer submits to the jurisdiction of the Irish Courts of Law.