



**MODE™****CLICK®**  
ScolmoreGROUP



### 20A Control Switches



The smooth modern lines of the MODE accessory plate will fit easily into traditional and contemporary designs alike.

MODE 20A Control Switches are designed to fit effortlessly with the range, with simple installation to enhance the décor of any area.

All MODE 20A Control Switches are tested and approved to BS EN 60669 offering assured quality and safety.

Scolmore International Ltd, 1 Scolmore Park, Landsberg, Lichfield Road Ind. Estate, Tamworth, Staffordshire, B79 7XB  
**Telephone:** 01827 63454 **Facsimile:** 01827 63362  
**E-mail:** sales@scolmore.com, technical@scolmore.com **Website:** www.scolmore.com



**20A Control Switches**

**Product Range**

**20A Control Switches With Flex Outlet (Through Bottom)**

CMA022	20A Double Pole Switch
CMA023	20A Double Pole Switch with Neon
CMA044	20A Double Pole Switch 'Water Heater'
CMA046	20A Double Pole Switch with Neon 'Water Heater'

**20A Control Switches Without Flex Outlet**


CMA622	20A Double Pole Switch
CMA623	20A Double Pole Switch with Neon
CMA040	20A Double Pole Switch 'Water Heater'
CMA042	20A Double Pole Switch with Neon 'Water Heater'

**20A Sink / Bath Switch**

CMA024	20A Double Pole Sink Bath Switch with Neon
--------	--

**20A Keyfob Switch**

CMA620	20A Double Pole Keyfob Switch (SP940 - Spare Keyfob)
--------	--



Errors & Omissions excluded. Specification is subject to change without notice.

V1.0

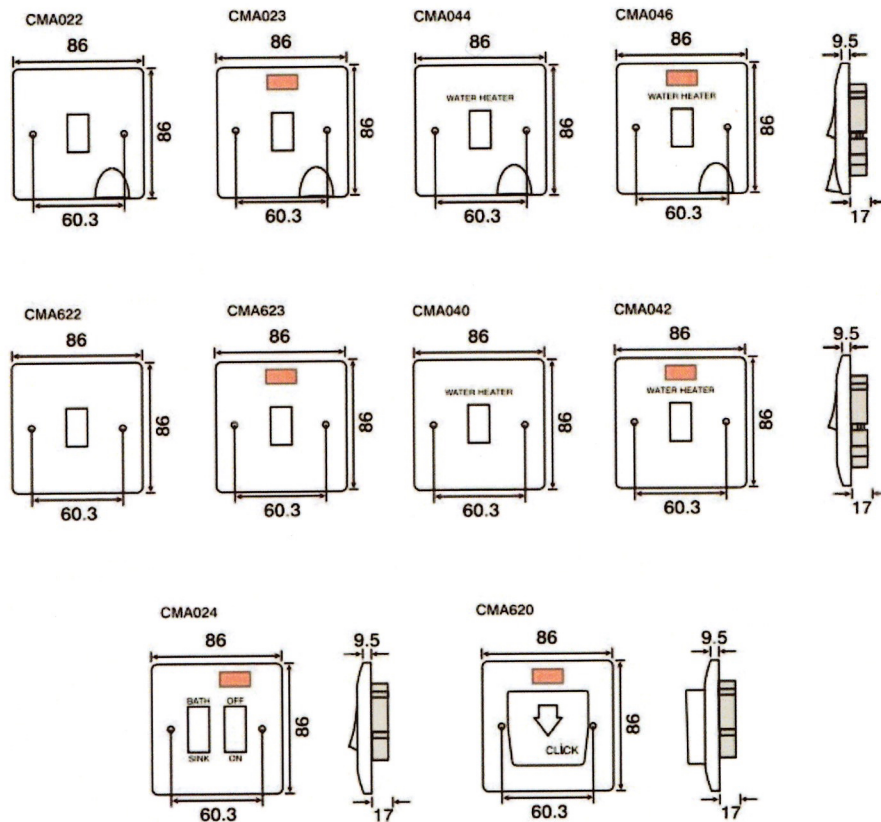
Scolmore International Ltd, 1 Scolmore Park, Landsberg, Lichfield Road Ind. Estate, Tamworth, Staffordshire, B79 7XB  
**Telephone:** 01827 63454 **Facsimile:** 01827 63362  
**E-mail:** sales@scolmore.com, technical@scolmore.com **Website:** www.scolmore.com

**MODE™**

**CLICK®**  
ScolmoreGROUP

**20A Control Switches**

*Product Dimensional Drawings (mm)*



Errors & Omissions excluded. Specification is subject to change without notice

V1.0

Scolmore International Ltd, 1 Scolmore Park, Landsberg, Lichfield Road Ind. Estate, Tamworth, Staffordshire, B79 7XB

**Telephone:** 01827 63454

**E-mail:** sales@scolmore.com, technical@scolmore.com

**Facsimile:** 01827 63362

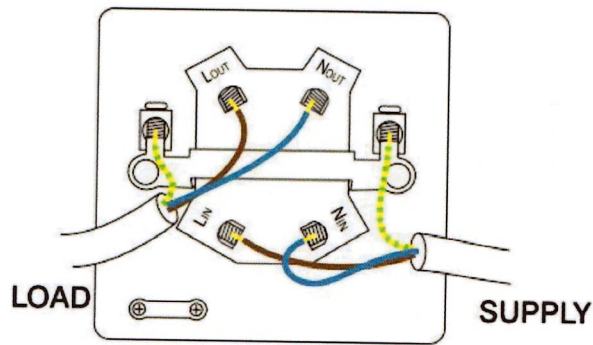
**Website:** www.scolmore.com

**MODE™**

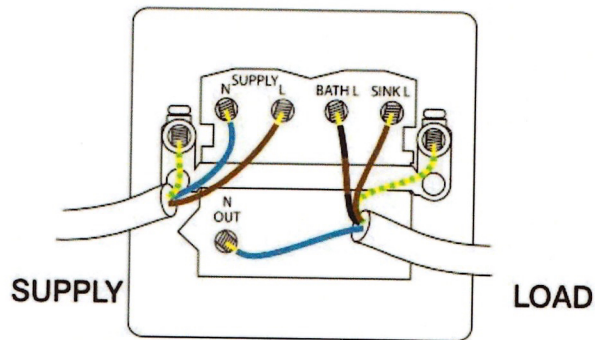
**CLICK®**  
ScolmoreGROUP

**20A Control Switches**

**Wiring Diagrams**



**20A Control Switch**



**20A Sink Bath Switch**

Errors & Omissions excluded. Specification is subject to change without notice.

V1.0

Scolmore International Ltd, 1 Scolmore Park, Landsberg, Lichfield Road Ind. Estate, Tamworth, Staffordshire, B79 7XB  
**Telephone:** 01827 63454 **Facsimile:** 01827 63362  
**E-mail:** sales@scolmore.com, technical@scolmore.com **Website:** www.scolmore.com

**MODE™**

**CLICK®**  
ScolmoreGROUP

**20A Control Switches**

**Technical Specification**

**20A Control Switches**

<b>Material Composition</b>	Front Plate & Rocker Switch: Urea Rear Housing: Nylon & Urea Terminals: Brass, Terminal Screws: Steel & Yellow Passivated Internal Mechanism: Formed Press Brass Silver "on-lay" Copper / Brass Contacts
<b>Voltage</b>	240V~ 50Hz
<b>Current Rating</b>	20A
<b>Terminal Size</b>	5mm ø
<b>Torque Value</b>	1.8Nm
<b>Cable Size</b>	4 x 2.5mm <sup>2</sup>
<b>Double Pole</b>	Yes
<b>Twin Earth</b>	Yes
<b>Back Box Depth</b>	25mm - 47mm
<b>Warranty</b>	20 Years
<b>Anti Microbial Certified</b>	Yes
<b>IP Rating</b>	IP20
<b>Operational Temperature</b>	-5° to +40°C
<b>Standards</b>	The Low Voltage Directive 2006/95/EC BS EN 60669-1:1999 + A1:2002 + A2:2008 Modified ISO 22196

**Additional Information**

Ensure that the mains supply is isolated before commencing installation and refer to the circuit diagram with the relevant product.

Bare earth cables must always be covered with appropriate sleeving and wired to the earth terminal.

All white moulded accessories are manufactured using Urea Formaldehyde, which has similar inherent properties to antimicrobial additives that inhibit the growth of infectious diseases. All products were independently tested and achieved a 99.9% kill rate across all four types of the strains of bacteria - MRSA, E-Coli, Salmonella, and Klebsiella Pneumoniae.

Errors & Omissions excluded. Specification is subject to change without notice.

V1.0

Scolmore International Ltd, 1 Scolmore Park, Landsberg, Lichfield Road Ind. Estate, Tamworth, Staffordshire, B79 7XB  
**Telephone:** 01827 63454 **Facsimile:** 01827 63362  
**E-mail:** sales@scolmore.com, technical@scolmore.com **Website:** www.scolmore.com

# CLICK MODE

**Scolmore**  
GROUP

**Scolmore International Ltd**  
1 Scolmore Park, Landsberg  
Lichfield Road Industrial Estate  
Tamworth, Staffordshire B79 7XB  
t: 01827 63454  
f: 01827 63362  
e: sales@scolmore.com  
w: www.scolmore.com

## DECLARATION OF CONFORMITY

1. **Issuer Name** Scolmore International Limited
2. **Issuer Address** 1 Scolmore Park, Landsberg,  
Lichfield Road Industrial Estate,  
Tamworth, Staffordshire, B79 7XB
3. **Object(s) of Declaration** Mode Range  
a. **Group** 20A Control Switches  
b. **Model No.** CMA022, CMA023, CMA024, CMA040, CMA042, CMA044, CMA046,  
CMA620, CMA622, CMA623

4. *The object of the declaration described above is in conformity with the requirements of the following Legislations:*

Document No	Title
2006/95/EC	Low Voltage Directive

5. *All products contained within the aforementioned comply with the relevant standards and requirements listed below.*

EN 60669-1:1999 + A1:2002 + A2:2008

6. *I hereby declare that the equipment named above has been designed to comply with the relevant sections of the above referenced specifications. The unit complies with all applicable Essential Requirements of the Directives.*

*In conjunction with the above all manufacture and process controls are in accordance with ISO 9001:2008*

Signed, for and on behalf of: Scolmore International Limited



Steven Bettson BSc - Senior Technical Support Engineer

# CE 13



Company Registration No: 2513009

CLICK OVA